


Titan client portal

🕒 5 minute read

Titan client portal

Logging in to the Titan Client Portal	3	Performance tab	16
Home Screen	6	Security Trades tab	18
Overview tab	7	Cash Transactions tab	19
Holdings tab	8	Account Management	23
Explorer tab	12		


How to use this guide



Important information will look like this.

Key message

Key messages will look like this.



Useful information will look like this.

 We recommend using the zoom function to view the details on the platform screens in this guide.

Logging in to the Titan client portal

To access the Titan Client Portal, you will need your username and password.

If you have not yet received your login credentials, please contact us directly.

Navigate to:

<https://clientportal.titanwealthplatform.com>

Enter your username, password and select 'Log In'.

The screenshot shows the login interface of the Titan Client Portal. At the top left is the 'TITAN Wealth' logo. The main form is titled 'Please Sign In' and contains two input fields: 'Username' and 'Password'. Below these fields is a blue 'Log In' button, which is circled in blue. A blue arrow points to the 'Please Sign In' header. The background is white with blue curved lines. The footer contains links: 'About Us | Privacy Policy | Cookies Policy | Terms of Use | Contact Us'.

For first-time users only

If this is your first time logging in, re-enter the temporary password you were provided with, choose and confirm your new password, then select 'Submit'.

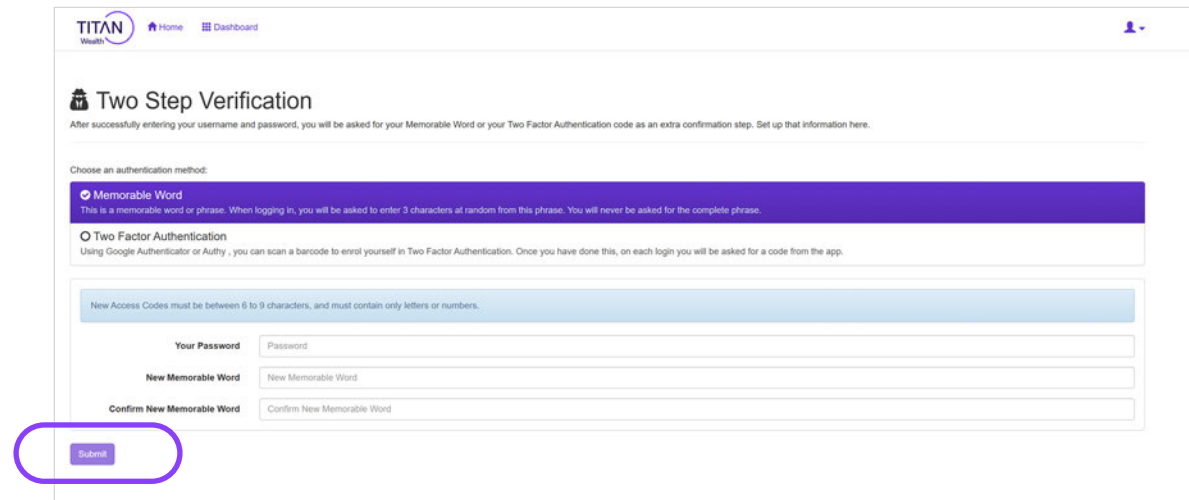
The screenshot shows the 'Password Change' page in the Titan Wealth client portal. The page has a header with the Titan Wealth logo, 'Home' and 'Dashboard' links, and a user profile icon. The main heading is 'Password Change'. Below it, a message states: 'Before continuing we'd just like to check it's really you changing your password. Please enter your current password in the first box.' A blue box contains password requirements: 'Password must be between 9 and 16 characters and include at least 1 upper case, 1 lower case and 1 numeric character. Special characters are allowed. Password must not include user name, or be set to current password.' There are three input fields: 'Current Password', 'New Password', and 'Confirm New Password'. A purple 'Submit' button is circled in purple at the bottom right of the form.

When logging in for the first time you will be asked to change your password. Enter the password you have been provided with, then choose your new password. You will then be prompted to set up Two-Step Verification, which adds an extra layer of security to your account. You can choose one of the following methods:

The screenshot shows the 'Two Step Verification' page in the Titan Wealth client portal. The page has the same header as the previous one. The main heading is 'Two Step Verification'. Below it, a message states: 'After successfully entering your username and password, you will be asked for your Memorable Word or your Two Factor Authentication code as an extra confirmation step. Set up that information here.' There are two main sections. On the left, under 'Choose an authentication', there are two radio buttons: 'Memorable Word' (selected) and 'Two Factor Auth: Using Google Authenticator'. On the right, under 'Choose an authentication method:', there are two radio buttons: 'Memorable Word' (selected) and 'Two Factor Authentication'. Below 'Memorable Word', it says 'This is a memorable word or phrase. When logging in, you will be asked to enter the word or phrase.' Below 'Two Factor Authentication', it says 'Using Google Authenticator or Authy, you can scan a QR code and be asked for a code from the app.'

Memorable word

1. Enter your new password
2. Create and enter a memorable word
3. Select 'Submit'



TITAN Wealth Home Dashboard

Two Step Verification

After successfully entering your username and password, you will be asked for your Memorable Word or your Two Factor Authentication code as an extra confirmation step. Set up that information here.

Choose an authentication method:

- ☒ **Memorable Word**
This is a memorable word or phrase. When logging in, you will be asked to enter 3 characters at random from this phrase. You will never be asked for the complete phrase.
- ☐ **Two Factor Authentication**
Using Google Authenticator or Authy, you can scan a barcode to enroll yourself in Two Factor Authentication. Once you have done this, on each login you will be asked for a code from the app.

New Access Codes must be between 6 to 9 characters, and must contain only letters or numbers.

Your Password:

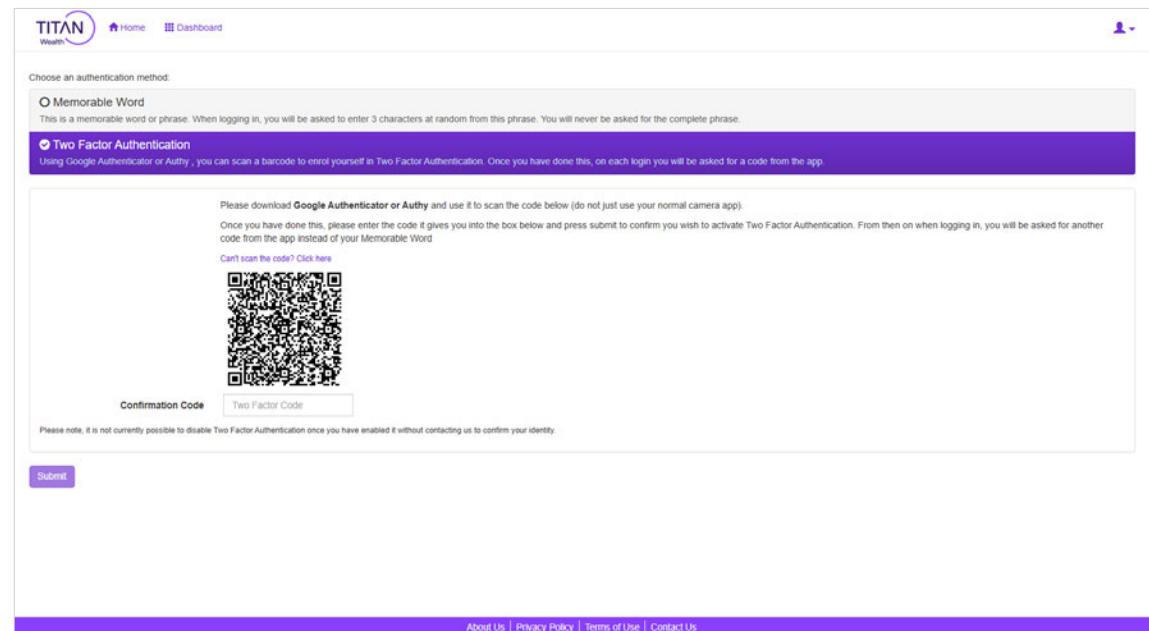
New Memorable Word:

Confirm New Memorable Word:

Submit

Two-factor authentication (2FA)

1. Enter your new password
2. Follow the on-screen instructions to:
 - Download and install an authenticator app
 - Scan the QR code
3. Once complete, enter the confirmation code generated by the app and select 'Submit'




TITAN Wealth Home Dashboard

Choose an authentication method:

- ☐ **Memorable Word**
This is a memorable word or phrase. When logging in, you will be asked to enter 3 characters at random from this phrase. You will never be asked for the complete phrase.
- ☒ **Two Factor Authentication**
Using Google Authenticator or Authy, you can scan a barcode to enroll yourself in Two Factor Authentication. Once you have done this, on each login you will be asked for a code from the app.

Please download **Google Authenticator** or **Authy** and use it to scan the code below (do not just use your normal camera app). Once you have done this, please enter the code it gives you into the box below and press submit to confirm you wish to activate Two Factor Authentication. From then on when logging in, you will be asked for another code from the app instead of your Memorable Word.

[Can't scan the code? Click here](#)



Confirmation Code:

Submit

Please note, it is not currently possible to disable Two Factor Authentication once you have enabled it without contacting us to confirm your identity.

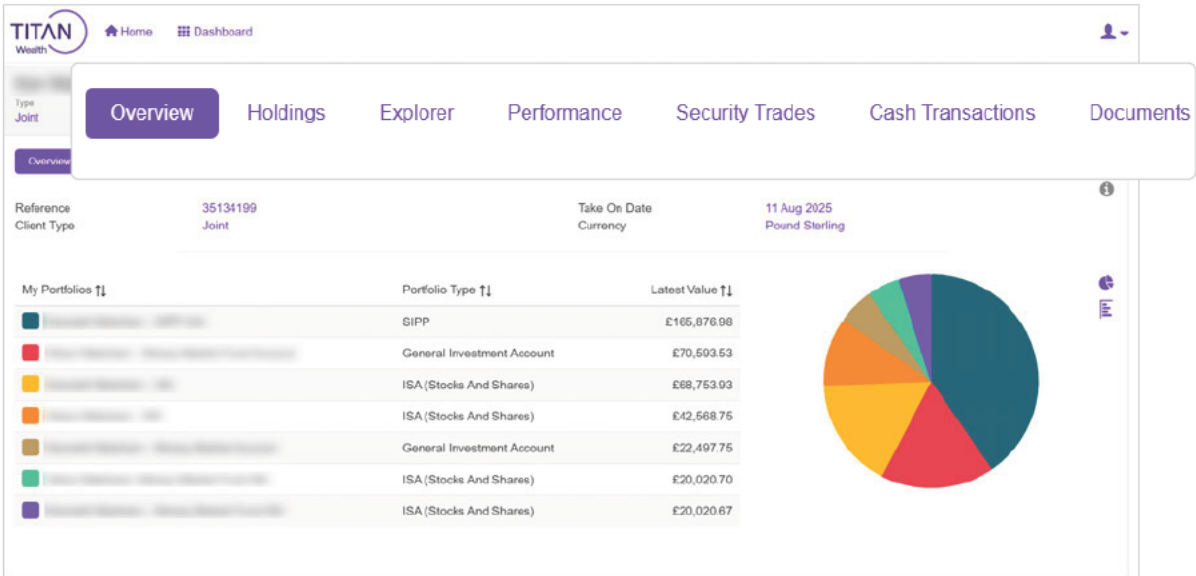
[About Us](#) | [Privacy Policy](#) | [Terms of Use](#) | [Contact Us](#)

Home Screen

When you log in, the first thing you'll see is the "Home Screen".

At the top of the screen, you'll see the navigation bar – this helps you move between different sections.

When the Home Screen opens, it starts on the Overview tab.

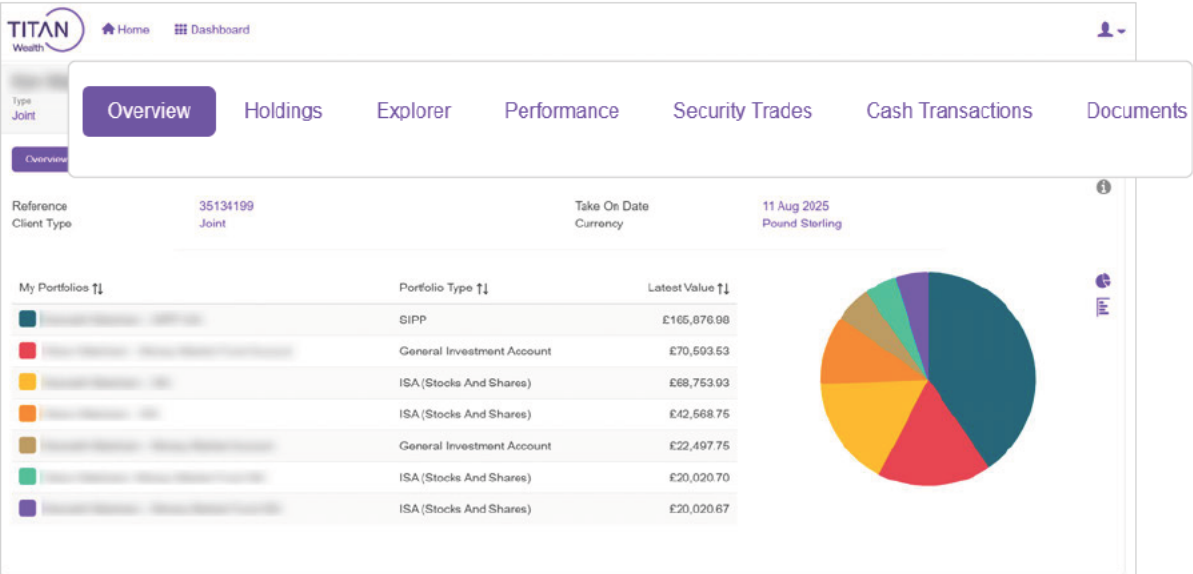


Overview tab

This page provides you with an overview of your account.

If you have more than one Portfolio, the Pie chart that is displayed breaks down the value of each one.

By selecting each portfolio, you are able to see a more detailed view.



Holdings tab

The Holdings tab shows all the assets you currently own.

To see what assets you held (and their value) on a previous date, simply choose a date from the calendar.

You can choose which Portfolios to view by selecting 'All Portfolios Selected' and selecting or deselecting them as needed.

To include assets that are not held directly, tick the 'Indirect Holdings' box.

TITAN Wealth Home Dashboard

26 June 2025

All portfolios selected

☐ Show Indirect Holdings

Name	Quantity	Price	Value	Bookcost	Gain/Loss Value	Gain/Loss %	Portfolio
Artemis Global Income Fund I Acc	69,446.289	£2.77	£192,539.84	£185,393.81	+ £7,146.03	3.85%	SIPP Christopher Wain
Artemis US Smaller Companies I GBP Acc	73,838.557	£3.47	£256,470.84	£256,327.48	+ £6,143.36	2.45%	SIPP Christopher Wain
Federated Hermes Asia ex-Japan Equity Fund Class F GBP Acc	56,844.1197	£3.67	£216,063.83	£214,648.89	+ £5,014.94	2.34%	SIPP Christopher Wain
Fidelity Index Emerging Markets P Acc	90,791.33	£1.86	£156,312.27	£156,393.06	- £80.79	-0.05%	SIPP Christopher Wain
Fidelity Index US Fund P Acc	70,801.31	£4.67	£326,997.06	£325,206.91	+ £10,790.15	3.37%	SIPP Christopher Wain
First Sentier G&Ld Infra B GBP Acc	55,933.998	£4.06	£225,907.06	£225,620.60	+ £1,286.46	0.57%	SIPP Christopher Wain
HSBC European Index Fund C Acc	15,276.21	£5.11	£236,823.53	£226,698.96	+ £4,124.57	1.82%	SIPP Christopher Wain
Janus Henderson Fxd Interest Mhly Inc I Acc	139,092.92	£1.32	£185,601.47	£182,071.45	+ £1,530.02	0.84%	SIPP Christopher Wain
Janus Henderson Strategic Bond I Acc	53,093.39	£3.46	£183,756.22	£182,853.64	+ £902.58	0.49%	SIPP Christopher Wain
JO Hambro UK Equity Income Y Acc	194,555.337	£2.38	£465,041.70	£437,944.06	+ £25,097.64	5.73%	SIPP Christopher Wain

Download: [CSV](#) [PDF](#)

[Show Charts](#)

Rows per page: 10

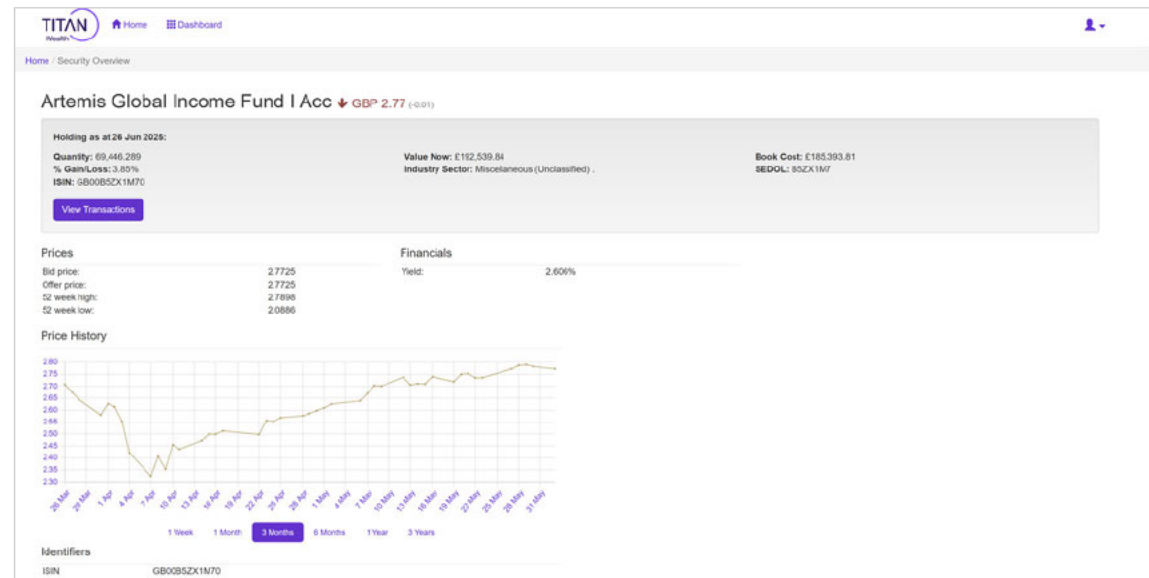
Total Value: £5,743,414.69

When you select a specific security, the Security Overview section appears. This page shows key details about the selected security:

- **Current Quantity:** The total number of shares you currently hold in this security.
- **Book Cost:** The original amount you paid when you purchased the security.
- **Current Value:** The current market value of your holdings in this security.
- **Price History:** A timeline showing how the security's price has changed over time.

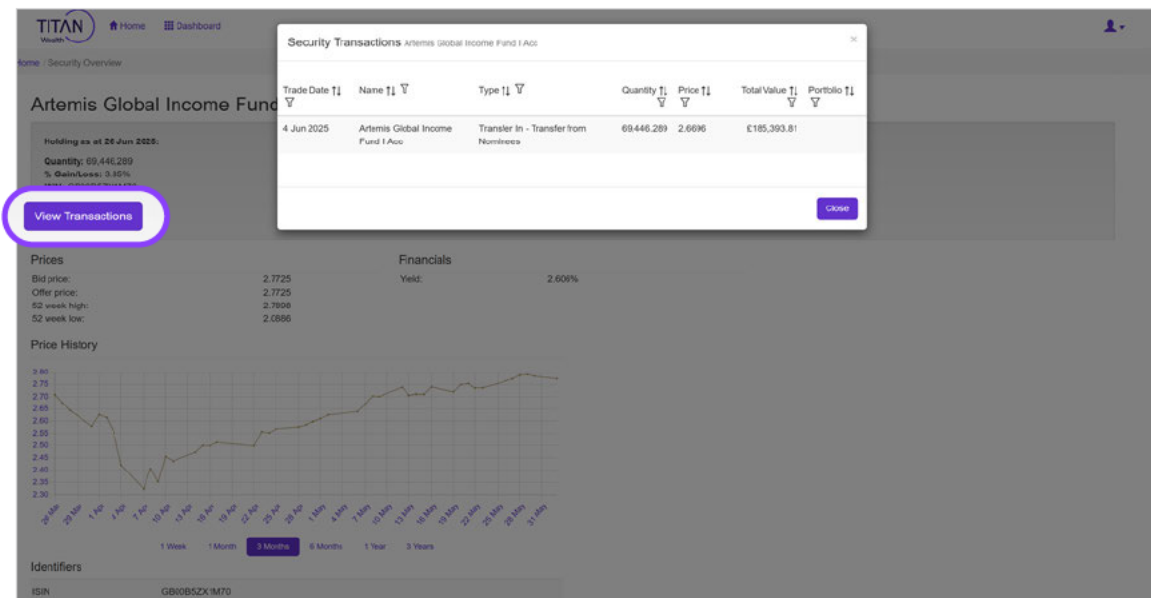


Use this section to quickly compare what you paid for an investment versus what it's worth now.



When you select 'View Transactions' you'll see a list of all transactions related to the selected security. Each entry includes the following details:

- **Trade Date:** The date when the transaction took place.
- **Type of Trade:** The kind of transaction—such as Buy, Sell, or Accumulation Dividend.
- **Amount:** The number of units (or shares) involved in the transaction.
- **Total Value:** The full monetary value of that specific trade.
- **Portfolio Security Processed To:** Shows which Portfolio the security was assigned to.

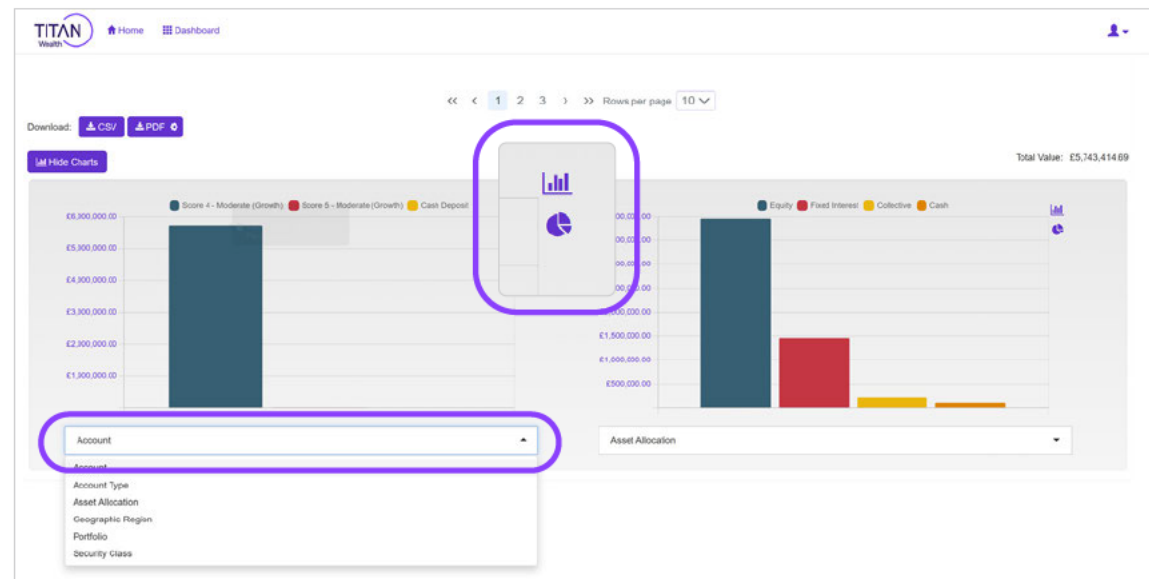


When you select Show Charts at the bottom of the holdings screen, you'll see visual representations of your data.

Use the drop-down menu to switch between different ways of grouping your data—such as Asset Type, Holding Class, Portfolio Type, or Security Category.



You can try out different chart types to see which one makes the information easiest for you to understand by selecting the icons on the right hand side of the chart.



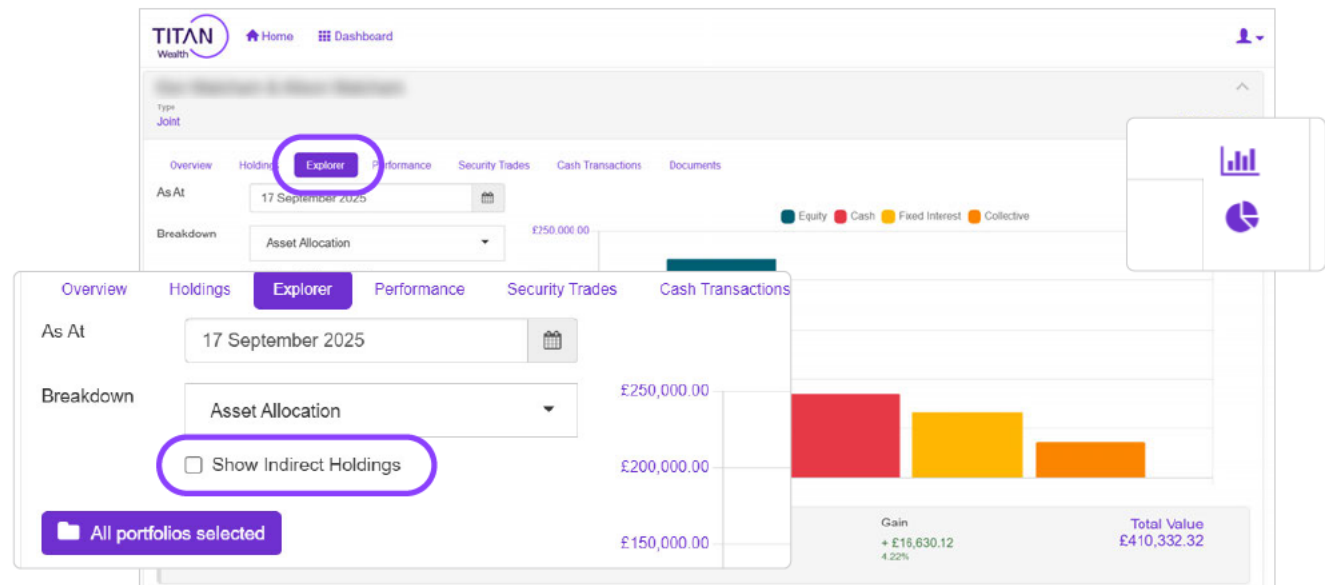
Explorer tab

This tab helps you carry out a detailed analysis of your Portfolio(s), focusing on specific types of investments.

You can use the available tools to create a customised view of your assets.

By default, the screen shows a breakdown called 'Asset Allocation'. By selecting this box you can choose other breakdown options.

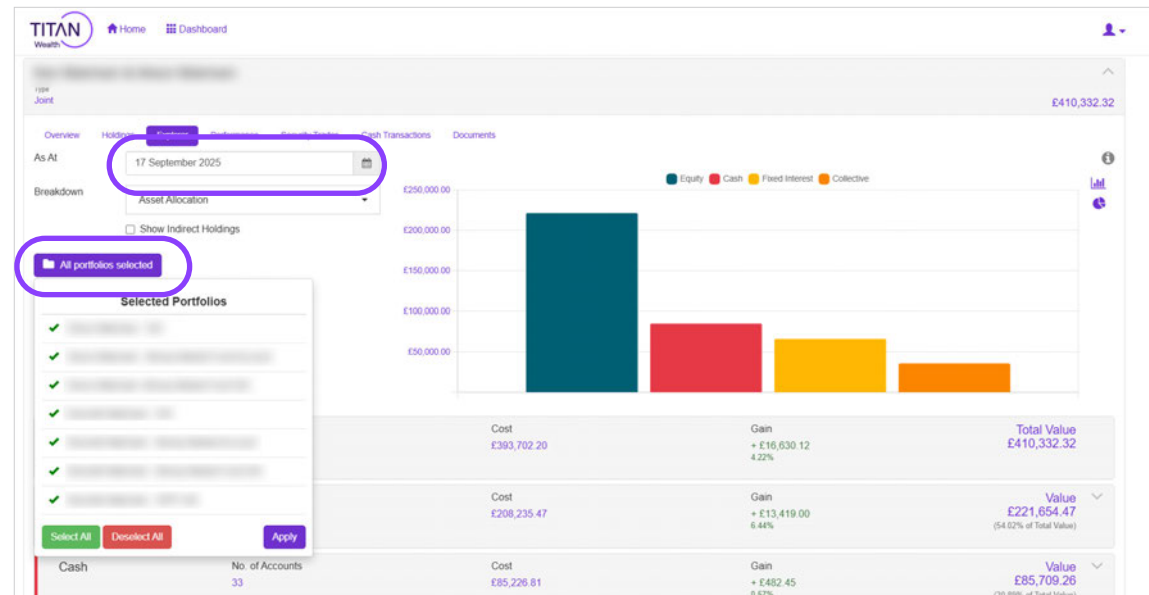
To include assets that are not held directly, tick the 'indirect Holdings' box.



You can try out different chart types to see which one makes the information easiest for you to understand by selecting the icons on the right-hand side of the chart.

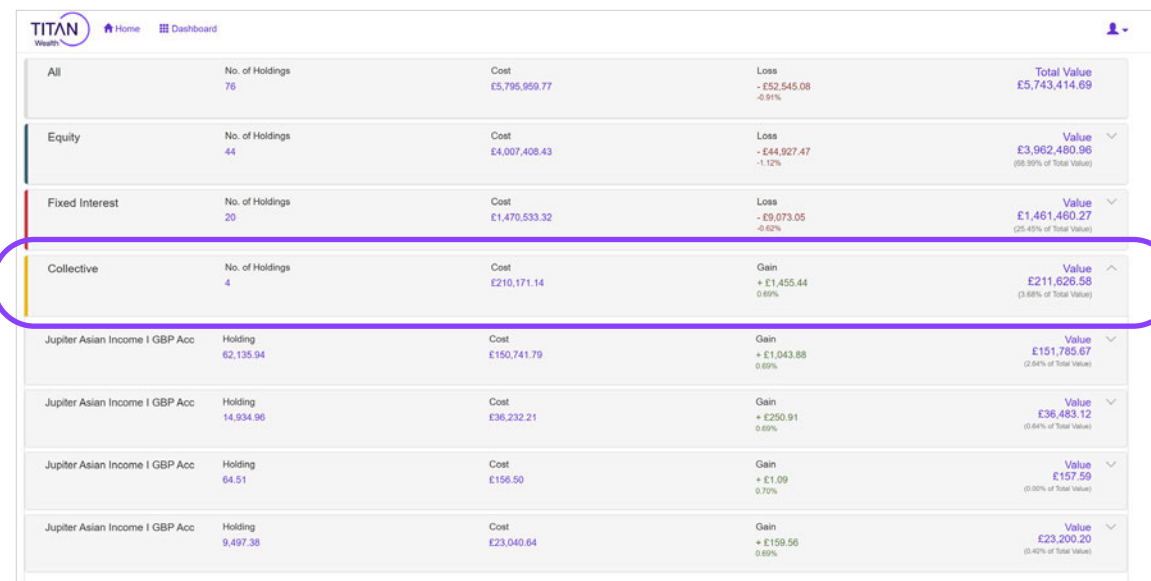
To see the position on a previous date, simply choose a date from the calendar.

You can choose which Portfolios to view by selecting 'All Portfolios Selected' and selecting or deselecting them as needed.



Below the chart, you'll see the 'Top Down Structure Visualisation.' This gives you a step-by-step, layered view of your assets, helping you understand how everything is organised.

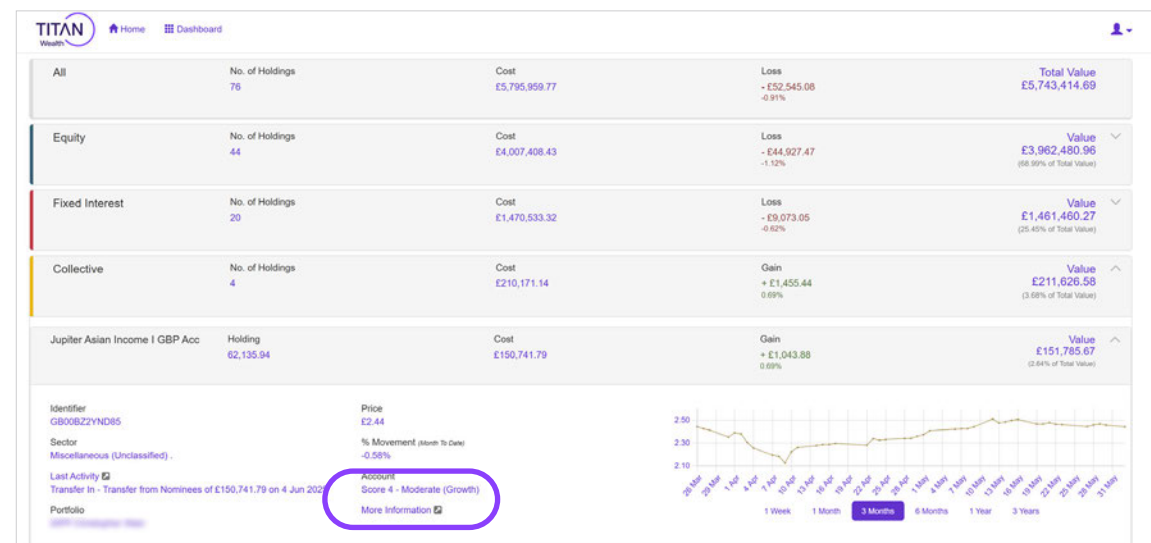
To explore more details, select the grey box. Each time you select a grey box, it will expand revealing more detail about your assets:



Category	No. of Holdings	Cost	Loss	Total Value
All	76	£5,795,959.77	- £52,545.08 -0.91%	£5,743,414.69
Equity	44	£4,007,408.43	- £44,927.47 -1.12%	£3,962,480.96 (68.35% of Total Value)
Fixed Interest	20	£1,470,533.32	- £9,073.05 -0.62%	£1,461,460.27 (25.45% of Total Value)
Collective	4	£210,171.14	+ £1,455.44 0.69%	£211,626.58 (3.68% of Total Value)
Jupiter Asian Income I GBP Acc	Holding 62,135.94	£150,741.79	Gain + £1,043.88 0.69%	Value £151,785.67 (2.84% of Total Value)
Jupiter Asian Income I GBP Acc	Holding 14,934.96	£36,232.21	Gain + £250.91 0.69%	Value £36,483.12 (0.64% of Total Value)
Jupiter Asian Income I GBP Acc	Holding 64.51	£156.50	Gain + £1.09 0.70%	Value £157.59 (0.03% of Total Value)
Jupiter Asian Income I GBP Acc	Holding 9,497.38	£23,040.64	Gain + £159.56 0.69%	Value £23,200.20 (0.40% of Total Value)


Asset Structures: The top layer shows the main categories your assets are grouped into.

Specific Securities: When you click into a category, you'll see a list of the individual securities (investments) within it.



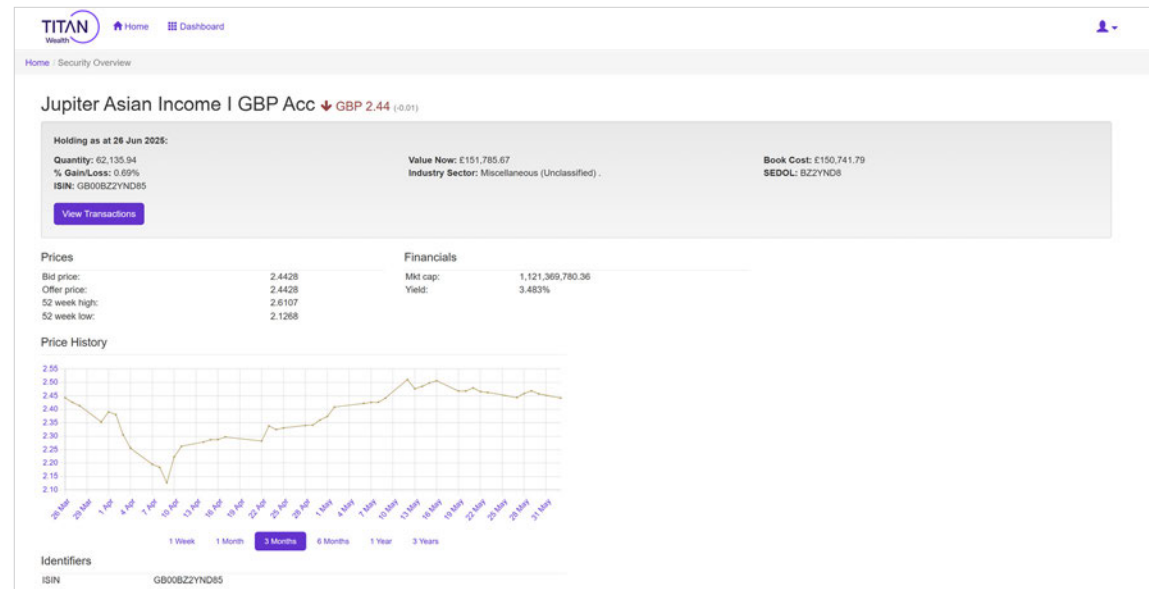
Category	No. of Holdings	Cost	Loss	Total Value
All	76	£5,795,959.77	- £52,545.08 -0.91%	£5,743,414.69
Equity	44	£4,007,408.43	- £44,927.47 -1.12%	£3,962,480.96 (68.35% of Total Value)
Fixed Interest	20	£1,470,533.32	- £9,073.05 -0.62%	£1,461,460.27 (25.45% of Total Value)
Collective	4	£210,171.14	+ £1,455.44 0.69%	£211,626.58 (3.68% of Total Value)
Jupiter Asian Income I GBP Acc	Holding 62,135.94	£150,741.79	Gain + £1,043.88 0.69%	Value £151,785.67 (2.84% of Total Value)

Identifier	Price
GB00BZZYND85	£2.44
Sector	% Movement (since 1st Date)
Miscellaneous (Unclassified)	-0.58%
Last Activity	Asset
Transfer in - Transfer from Nominees of £150,741.79 on 4 Jun 2022	Score 4 - Moderate (Growth)
Portfolio	More Information



Security Preview: Selecting on a specific security opens a preview with key details, such as its name, price, and movement percentage—giving you a quick snapshot of how it's performing.

Security Overview: For more in-depth information, you can select 'More Information' or 'Last Activity.' These take you to the Security Overview or Transaction View, where you'll find detailed data and insights about that security. Use your browsers back button to navigate back to the previous view.



Performance tab

This tab gives you a clear overview of how your investments have performed, starting with a default view of the past three months.



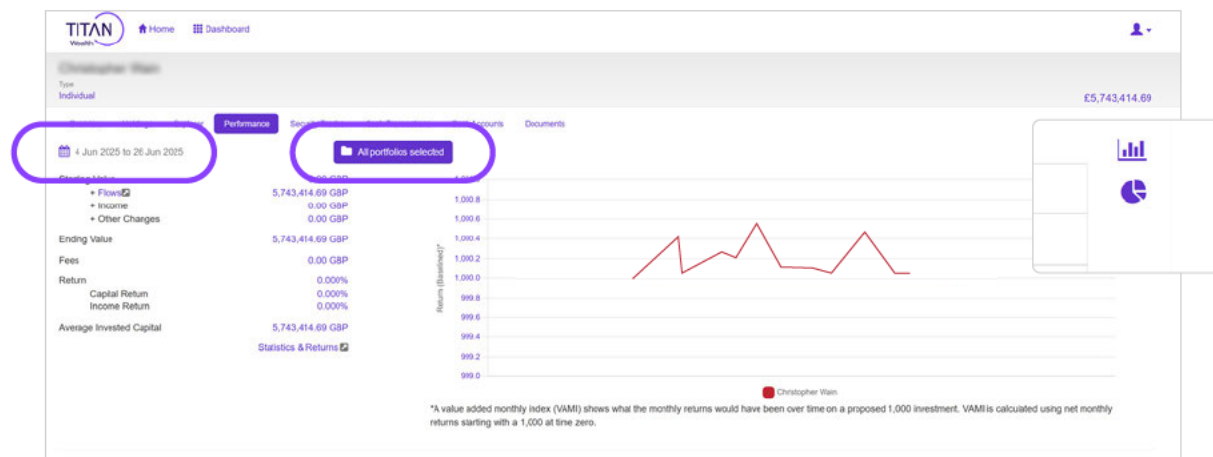
You can adjust the time period to suit your needs or filter by Portfolio by selecting 'All Portfolios selected.'

The performance graph is interactive and offers two viewing options:

- Cumulative Returns (line chart): shows how your investments have grown over the selected time period.
- Monthly Returns (bar chart): shows the return for each individual month within that period.



Use the view that best matches what you're looking for—Cumulative for overall growth, or monthly to spot trends and changes month by month.

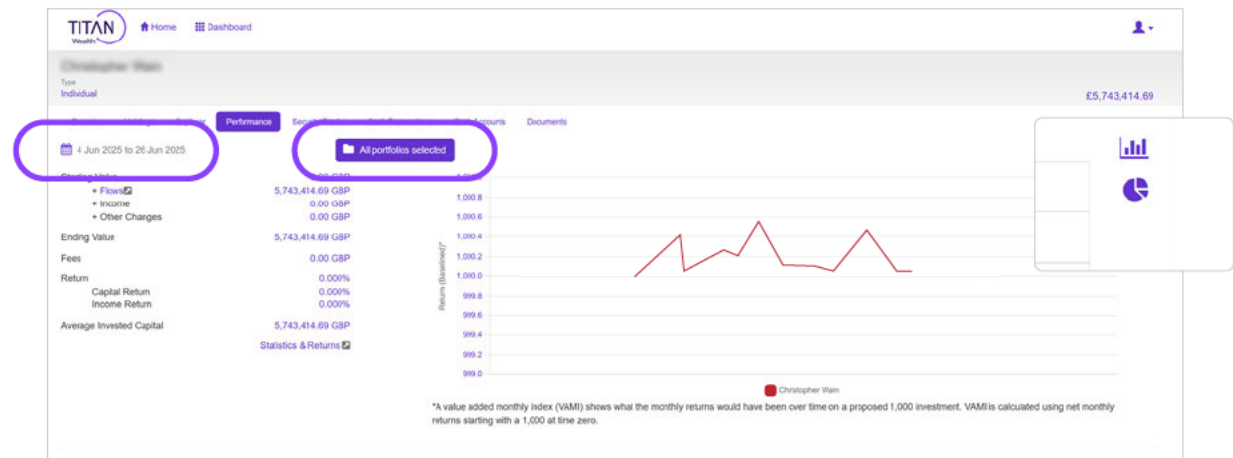


When you select a specific day or month in the graph, you'll see a detailed breakdown of your Portfolio's performance for that period.

This zoomed-in view shows how individual securities contributed to the overall result, helping you understand what drove your Portfolio's performance on that day or month.



Use this feature to spot which investments had the biggest impact—positive or negative—during a specific time frame.



Security Trades tab

The Security Trades tab shows a full list of all transactions involving your securities. It provides a complete record of your buying and selling activity, helping you stay informed about past trades and any changes made to your Portfolio.

Trade Date	Name	Type	Quantity	Price	Total Value	Portfolio
4 Jun 2025	First Sentier Gbl Ltd Infrstr B GBP Acc	Transfer In - Transfer from Nominees	55,933.908	4.0337	£225,620.60	
4 Jun 2025	Artemis Global Income Fund I Acc	Transfer In - Transfer from Nominees	69,446.289	2.6696	£185,393.81	
4 Jun 2025	HSBC European Index Fund C Acc	Transfer In - Transfer from Nominees	15,276.21	14.84	£226,698.96	
4 Jun 2025	Federated Hermes Asia ex-Japan Equity Fund Class F GBP Acc	Transfer In - Transfer from Nominees	59,844.1197	3.5868	£214,648.89	
4 Jun 2025	JP Morgan Natural Resources C Net Acc	Transfer In - Transfer from Nominees	16,494.248	10.17	£167,746.50	
4 Jun 2025	JO Hambro UK Equity Income Y Acc	Transfer In - Transfer from Nominees	194,555.337	2.251	£437,944.06	
4 Jun 2025	Schroder Recovery Fund Schroder Recovery L Acc	Transfer In - Transfer from Nominees	344,836.33	1.044	£360,009.13	
4 Jun 2025	Schroder US Mid Cap L Acc	Transfer In - Transfer from Nominees	219,304.86	1.49	£326,764.24	
4 Jun 2025	Fidelity Index Emerging Markets P Acc	Transfer In - Transfer from Nominees	80,791.33	1.8615	£150,393.06	
4 Jun 2025	Fidelity Index US Fund P Acc	Transfer In - Transfer from Nominees	70,801.51	4.5226	£320,206.91	

You can also select on any individual security to view more detailed information about that specific trade in the same way as you can in the holding screen.



Select "All portfolios selected" to tailor your view.

Trade Date	Name	Type	Quantity	Price	Total Value	Portfolio
4 Jun 2025	First Sentier Gbl Ltd Infrstr B GBP Acc	Transfer from Nominees	55,933.908	4.0337	£225,620.60	
4 Jun 2025	Artemis Global Income Fund I Acc	Transfer from Nominees	69,446.289	2.6696	£185,393.81	
4 Jun 2025	HSBC European Index Fund C Acc	Transfer from Nominees	15,276.21	14.84	£226,698.96	
4 Jun 2025	Federated Hermes Asia ex-Japan Equity Fund Class F GBP Acc	Transfer from Nominees	59,844.1197	3.5868	£214,648.89	
4 Jun 2025	JP Morgan Natural Resources C Net Acc	Transfer from Nominees	16,494.248	10.17	£167,746.50	
4 Jun 2025	JO Hambro UK Equity Income Y Acc	Transfer from Nominees	194,555.337	2.251	£437,944.06	
4 Jun 2025	Schroder Recovery Fund Schroder Recovery L Acc	Transfer In - Transfer from Nominees	344,836.33	1.044	£360,009.13	
4 Jun 2025	Schroder US Mid Cap L Acc	Transfer In - Transfer from Nominees	219,304.86	1.49	£326,764.24	
4 Jun 2025	Fidelity Index Emerging Markets P Acc	Transfer In - Transfer from Nominees	80,791.33	1.8615	£150,393.06	
4 Jun 2025	Fidelity Index US Fund P Acc	Transfer In - Transfer from Nominees	70,801.51	4.5226	£320,206.91	

Cash Transactions tab

The Cash Transactions tab gives you a detailed view of all cash movements within your Portfolio. This includes deposits, withdrawals, and transfers.

It focuses specifically on cash activity, making it easy to manage and track your funds separately from your securities trading.



Use the calendar to change the date range and view data for a specific period.

Select 'All Portfolios selected' to choose which Portfolios you want to include or exclude from the view.

Transaction Date	Type	Debit	Credit	Comment	Portfolio
4 Jun 2025	Money In		£81,628.47		
4 Jun 2025	Money In		£13,341.84		
4 Jun 2025	Money In		£76.55		
4 Jun 2025	Money In		£12,800.02		

When you select a transaction, you'll see more detailed information, including:

Transaction Type: Describes the kind of cash movement (e.g., deposit, withdrawal).

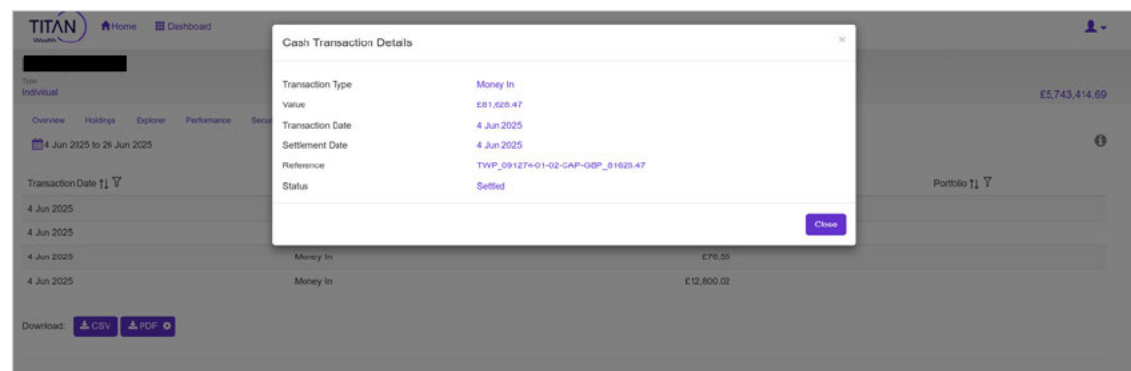
Value: The amount of money involved in the transaction.

Transaction Date: The date when the transaction was initiated or ownership changed.

Settlement Date: The date when the transaction is officially completed.

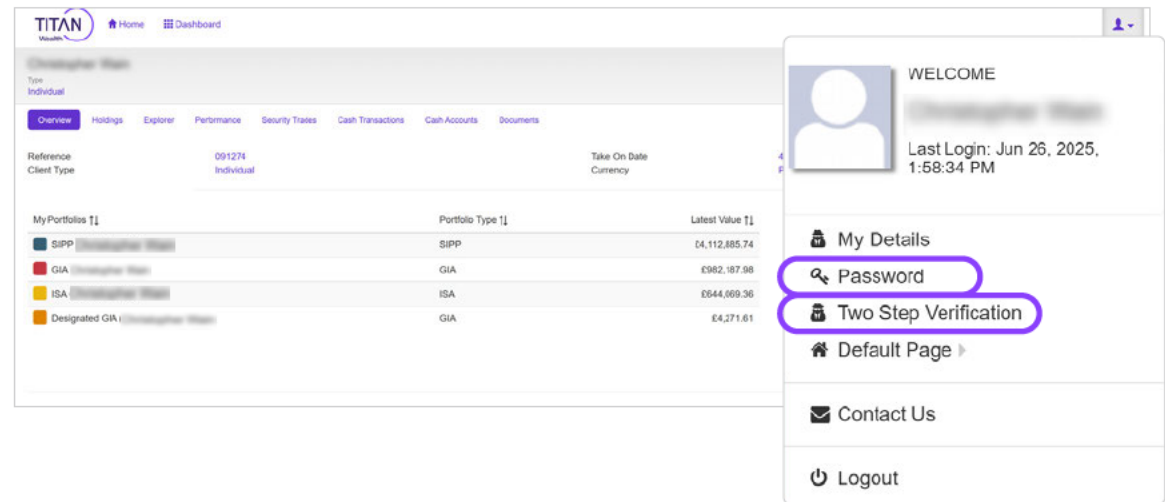
Status: Shows whether the transaction is settled or still pending.

Comment: A short note that often includes details like the security traded, its price, and the trade date.



Account Management


The icon in the top-right corner of the screen lets you manage your personal details, password, and memorable word.



- To change your password, select 'Password.' Enter your new password (making sure it meets the required criteria), then click 'Submit.'

The screenshot shows the 'Password Change' form in the TITAN Wealth client portal. The form includes a warning message: 'Before continuing we'd just like to check it's really you changing your password. Please enter your current password in the first box.' Below this is a password strength indicator: 'Password must be between 8 and 16 characters and include at least 1 upper case, 1 lower case and 1 numeric character. Special characters are allowed. Password must not include user name, or be set to current password.' The form has three input fields: 'Current Password', 'New Password', and 'Confirm New Password'. A red circle highlights the 'Submit' button.

- To change your memorable word, select 'Two Step Verification.' You'll be asked to enter your current password, followed by your new memorable word. Once entered, click 'Submit.'

TITAN Wealth [Home](#) [Dashboard](#) 

Two Step Verification

After successfully entering your username and password, you will be asked for your Memorable Word or your Two Factor Authentication code as an extra confirmation step. Set up that information here.

Choose an authentication method:

☒ **Memorable Word**
This is a memorable word or phrase. When logging in, you will be asked to enter 3 characters at random from this phrase. You will never be asked for the complete phrase.

☐ **Two Factor Authentication**
Using Google Authenticator or Authy, you can scan a barcode to enroll yourself in Two Factor Authentication. Once you have done this, on each login you will be asked for a code from the app.

New Access Codes must be between 6 to 9 characters, and must contain only letters or numbers.

Your Password

New Memorable Word

Confirm New Memorable Word

Dashboard view

Selecting 'Dashboard' in the top toolbar takes you to a customisable view of your Portfolio.

To customise individual widgets, click the pencil icon inside each widget.

To choose which widgets appear, select the cog icon in the top-right corner of the screen.

The screenshot shows the TITAN Wealth Dashboard interface. The top navigation bar includes the TITAN Wealth logo, a Home icon, and a Dashboard icon (circled in purple). In the top right corner, there is a 'Save as default dashboard' button and a settings cog icon (circled in purple). The main content area is divided into two sections:

- Recent Activity:** A table showing transaction history.

Date	Value	Type	Transaction Type	Description
16 Sept 2025	£-1,100.00	Cash	Purchase	Purchase of 1,049.6183 IFSL Square Mile International Fixed Interest Fund @ 1.048. External Ref = 2509151221_314820991
16 Sept 2025	£-2,400.00	Cash	Purchase	Purchase of 2,290.0763 IFSL Square Mile International Fixed Interest Fund @ 1.048. External Ref = 2509151221_314820991
16 Sept 2025	£1,100.00	Security	Buy	Buy of 1,049.6183 IFSL Square Mile International Fixed Interest Fund @ 1.048
16 Sept 2025	£2,400.00	Security	Buy	Buy of 2,290.0763 IFSL Square Mile International Fixed Interest Fund @ 1.048
16 Sept 2025	£-300.00	Cash	Purchase	Purchase of 266.358 L&G Cash Trust I Acc @ 1.1263. External Ref = 2509151221_808125956
- Security Prices:** A table showing the current prices and movements of various funds.

Name	Value	Date	Movement
Abnrdn Sterling Money Market I Acc	£1.3254	5 Aug 2025	0.00 / 0.0075%
ACUMEN OEIC IFSL TITAN EQUITY GROWTH X GBP ACC Accumulation	£1.2707	8 Jan 2025	0.00 / 0.0009%
Artemis Global Income Fund I Acc	£3.0850	5 Aug 2025	0.03 / 1.1442%
Artemis US Smaller Companies I GBP Acc	£3.0624	5 Aug 2025	0.05 / 1.2770%
BlackRock Cash D Acc	£2.7672	5 Aug 2025	0.00 / 0.0232%
- Your Portfolios:** A table showing the client's portfolios.

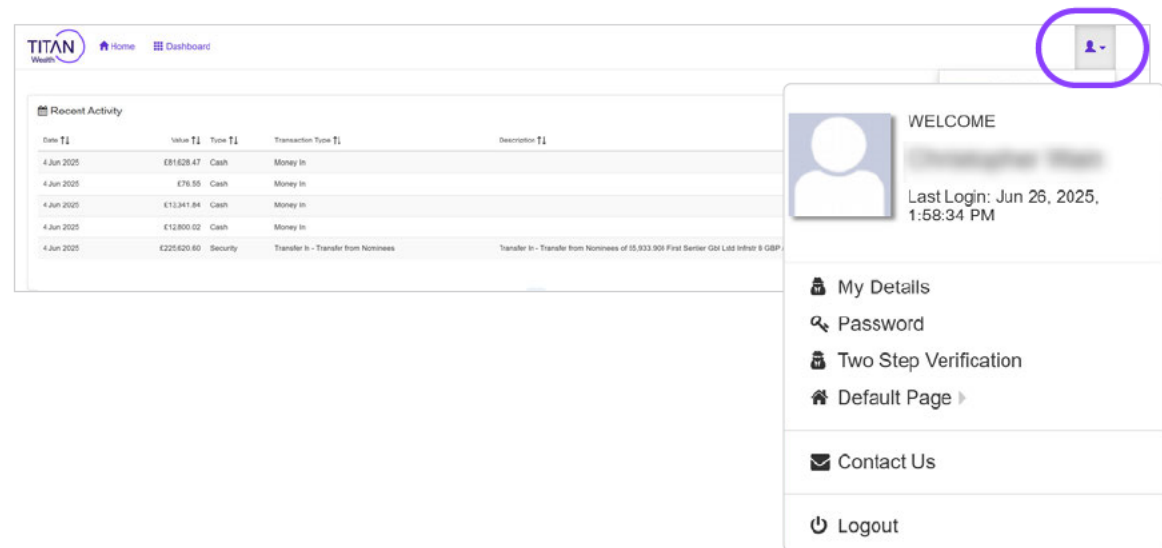
Client Name	Portfolio Name	Value
[Redacted]	[Redacted]	£42,568.75 on 16 Sept 2025
[Redacted]	[Redacted]	£70,593.53 on 16 Sept 2025
[Redacted]	[Redacted]	£20,020.70 on 16 Sept 2025
[Redacted]	[Redacted]	£10,000.00 on 8 Sept 2025
[Redacted]	[Redacted]	£0.00 on 8 Sept 2025

Annotations in the image include:

- A purple circle around the 'Dashboard' icon in the top navigation bar.
- A purple circle around the settings cog icon in the top right corner.
- A purple circle around the pencil icon in the top right corner of the 'Recent Activity' widget.
- A purple circle around the pencil icon in the top right corner of the 'Security Prices' widget.
- A purple circle around the refresh/cog icon in the top right corner of the 'Your Portfolios' widget.

If you'd like to make this your default view:

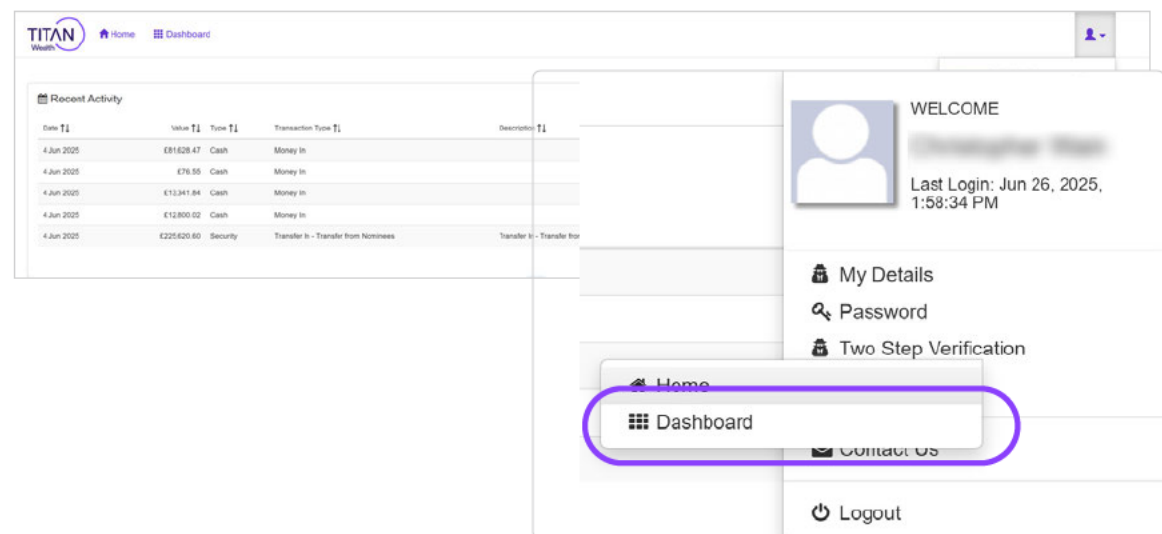
Select the account management icon in the top-right corner.



Select 'Default View.'

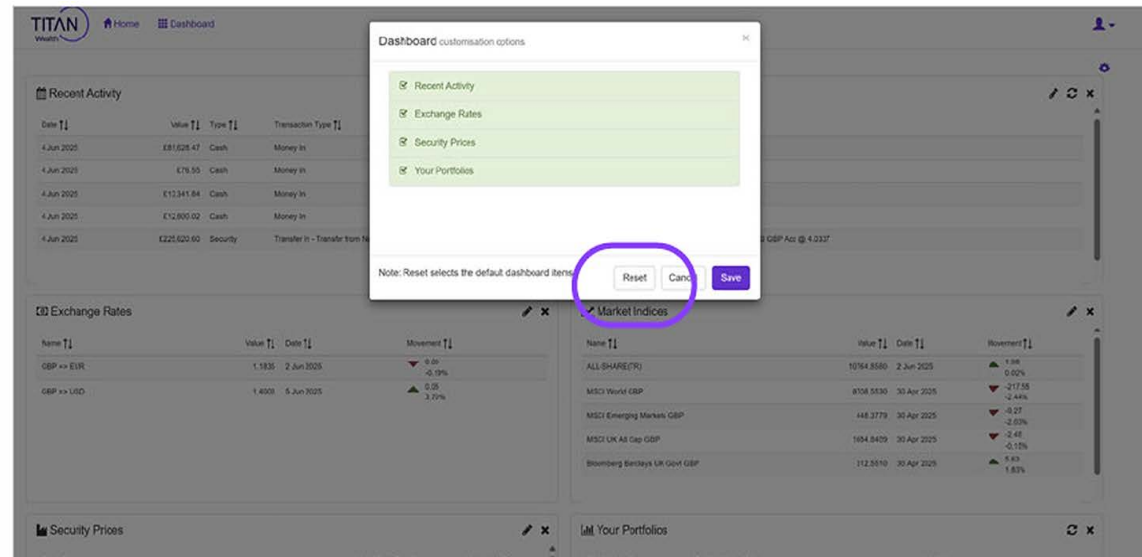
Then choose 'Dashboard.'

To return to your previous view, simply click 'Clients' to the left of 'Dashboard' in the top toolbar.





To reset the view on the Dashboard screen to the default, select 'Reset' from the cog icon.



Disclaimer:

This guide has been produced by Third Platform Services Limited ("TPS") and is provided under the Titan P&I branding in accordance with the terms of a commercial arrangement between Titan Pensions & Investments Ltd ("Titan") and TPS. While the content reflects Third's platform functionality and related services, including custody and settlement services, Titan is responsible for the client-facing delivery of services. TPS accepts no liability for any modifications, interpretations, or uses of this material outside its original context.

"Titan P&I" is a trading style of Titan Pensions & Investments Ltd, a company registered in England and Wales (Company No 02318036). The registered address is Ironstone Place, Kettering, United Kingdom, NN14 1FN. Titan Pensions & Investments Ltd is authorised and regulated by the Financial Conduct Authority (FCA Reference No. 143390). VAT Registration Number: GB327005926.

"Third Financial" is the trading name of Third Platform Services Limited (TPS) (registered in England, number 09588254), whose registered office is at Birchin Court, Birchin Lane, London, England, EC3V 9DU. TPS is authorised and regulated by the Financial Conduct Authority (FCA Reference No. 717915). TPS is registered with VAT number 924819503. TPS is a wholly owned subsidiary of Nucleus Financial Platforms Limited (registered in England, number 06033126), whose registered office is at Suite B & C, First Floor, Milford House, 43-55 Milford Street, Salisbury SP1 2BP, and is a member of the Nucleus Group. Further details of the Nucleus Group can be found at nucleusfinancial.com.

This document has been produced by TPS under the Titan P&I brand in accordance with the terms of a commercial arrangement between Titan Pensions & Investments Ltd and TPS. Under the arrangement, TPS shall provide certain platform, custody, and settlement services, including collateral management, to Titan P&I and its clients. (07/25)